

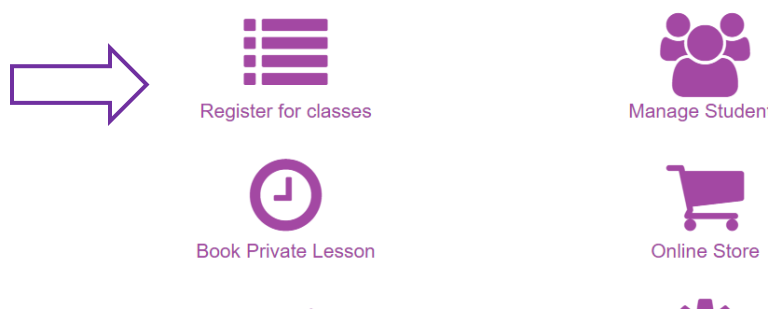


HOW TO ENROLL IN A DROP-IN CLASS

Enroll in a drop-in class right from your online account! Log in and follow the steps!

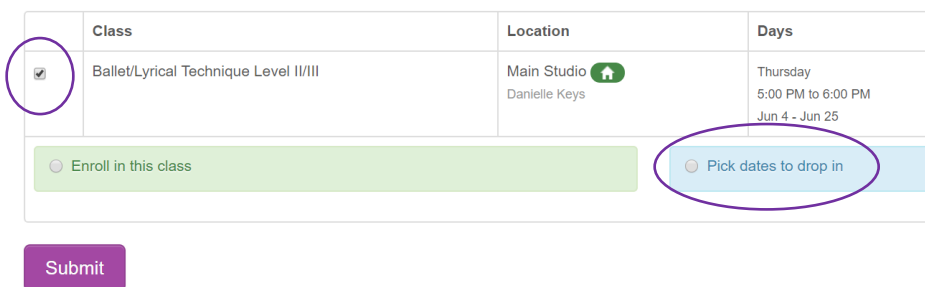
STEP 1:

Click on 'Register for Classes' from the main dashboard



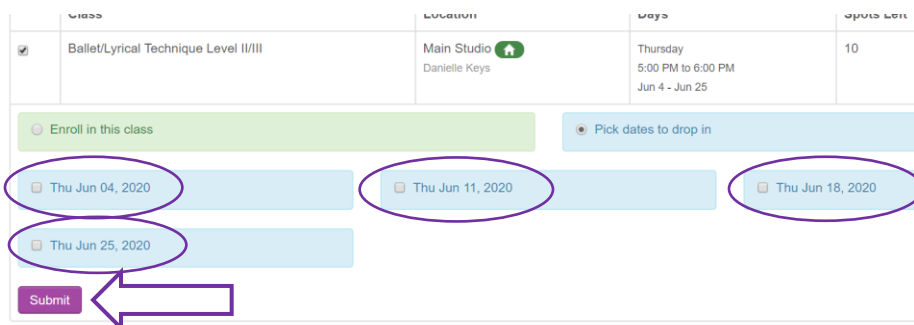
STEP 2:

Check the box next to the desired class and select 'Pick dates to drop in'



STEP 3:

Select your desired date and click 'Submit'



STEP 4:

Click 'Finish Registration Now' at the top & complete the payment process

