

**TEPA 2022
RECITAL**



**HAIR
MAKEUP
TIGHTS
SHOES**

MAKEUP

TUTUS, TIARAS, & TAP SHOES BALLET/TAP I

Light brown eyeshadow, Pink Blush, Pink Lipstick

BOYS

Foundation, Mascara, Subtle Blush Contour

ALL OTHER GIRLS

Foundation, Dark Brown or Black Eyeliner, Black Mascara

Pink or Red Toned Blush, Red Lipstick

White, Dark Brown, and Light Brown Eyeshadow

(This application is the same as competition for those who compete)

HAIR

Hair styles are broken down by class below. Please note that if there is a quick-change during the recital that makes a hair style change difficult, we will modify for the recital to whatever is easiest.

Please use the below styles for picture day and as much of recital as possible.

BREAKDOWN OF HAIR BY CLASS

TUTUS, TIARAS, & TAP SHOES

BALLET/TAP I

BALLET II

BALLET III

BALLET IV

BALLET V

Center Part with a low bun located in the center back of your head.




MUSICAL THEATRE DANCE II

MUSICAL THEATRE DANCE III/IV

POMS

ENCORE TROUPE

Low ponytail with center part





HIP HOP I

Two French braids, middle part that stop at the neckline, going into pigtails with a curl to them.



BROADWAY KIDS

Low ponytail with center part; boys hair should be off the face with gel if needed



POP HOPPERS

Hair should be off the face, styled with gel if needed



ADULT TAP

Hair should be secured off the face in a style of your choosing

HOW TO CREATE YOUR PONYTAIL/BUN

For all performers with hair long enough to pull back...dampen your hair and apply gel all over top of the head. Brush it through and pull hair back into the preferred ponytail style - The ponytail should be gathered in the designated height or position of the bun. Spray hair generously with hairspray. If your dance only requires a ponytail, then your hair is done at this point.... If it requires a bun continue on....

For a bun, you need to have a “hair donut,” (recommended) or a sock bun rolling tool. These can be found at local drug stores like Walgreens. Sally Beauty Supply and Amazon carry them as well. Be sure to choose one that matches the shade of your hair.



or



For the hair donut, pull ponytail through the center, then fan hair out around the donut and place a ponytail holder over the fanned out hair around the donut. Spray generously with hairspray. Then take ends of the hair and continuously wrap around the donut pinning all loose ends. Spray again with hairspray. If you have trouble with flyaways, a hairnet that matches your hair color is highly recommended. Wrap it around the bun and donut, pinning the ends down. This may require both bobby pins and hair pins to secure the hair and the hair net. Spray the final product with more hairspray.

Here's a YouTube tutorial that I found really helpful on how to do a perfect bun:
<https://www.youtube.com/watch?v=882m4QKu0sg>

TIGHTS & SHOES

For the dancers that are wearing no tights and a leotard, for a certain dances, I highly recommend purchasing a “body adhesive,” or “butt glue” as we fondly call it in the dance world. This is a fabric and skin safe adhesive that helps to keep your costume in place while you dance. Something like this:

<https://www.amazon.com/JOBST-Stays-Roll-Body-Fixative/dp/B0015DA0E2>



BREAKDOWN OF TIGHTS & SHOES BY CLASS

TUTUS, TIARAS, & TAP SHOES

BALLET/TAP COMBO I

Pink tights, Pink ballet shoes, Black patent tap shoes

BALLET II, III, IV, V

Skintone tights, skintone ballet shoes

MUSICAL THEATRE DANCE II

Skintone tights, skintone jazz shoes

MUSICAL THEATRE DANCE III/IV

Skintone tights, skintone jazz shoes

POMS

Skintone tights, skintone jazz shoes

ADULT TAP

Black tap shoes, tights optional

HIP HOP I

Tights not required, black sparkle sneakers

BROADWAY KIDS

Tights not required, sneakers or ballet shoes

POP HOPPERS

Dance shoes or sneakers

UNDERGARMENTS

Please select neutral SKIN TONED undergarments or skin toned leotards that will not show outside of the costume. For our younger performers, you may want to consider purchasing a low back style skin tone leotard with transition straps in a skin tone or clear color. Talk with your child and choose whatever is best for them! Something like this might work well:

<https://www.dancewearsolutions.com/accessories/undergarments/3532.aspx>

Older performers may want to purchase a stick on bra or a bra with clear and convertible straps across the back, depending on comfortability and the design of your costumes. Here are some examples:

<https://www.dancewearsolutions.com/accessories/undergarments/bw274.aspx>

-Or-

<https://www.amazon.com/Rush-Dance-Invisible-Strapless-Cheerleading/dp/B00VIKLZKC>

ACCESSORIES

All accessories will be stored in the TEPA accessory bags and TEPA will bring them to the dress rehearsals and recitals. Ms. Moira, (our dedicated costumer) will be present to help distribute accessories and confirm what accessories go with what dance. Each dancer has a compartment with their name on it in our accessory bags. After recital, all accessories will be yours to keep.

BROADWAY KIDS COSTUMES

Broadway Kids students should wear black pants of their own and will be given a shirt to wear that should be returned after the performance.

HEATHERS COSTUMES

All Heathers costumes will be brought to the theatre by TEPA and should be returned to TEPA following the recital.